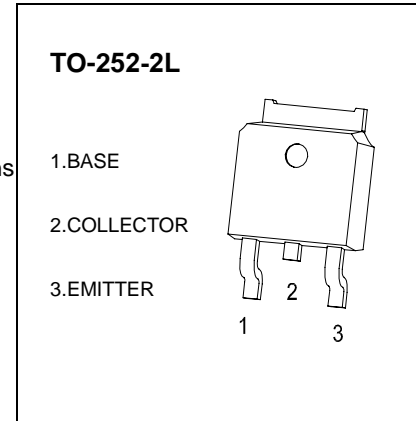


MJD32C TRANSISTOR (PNP)

FEATURES

- Designed for General Purpose Amplifier and Low Speed Switching Applications
- Lead Formed for Surface Mount Applications in Plastic Sleeves (No Suffix)
- Straight Lead Version in Plastic Sleeves (“-1” Suffix)
- Lead Formed Version in 16 mm Tape and Reel (“T4” Suffix)
- Electrically Similar to Popular TIP31 and TIP32 Series



MAXIMUM RATINGS (Ta=25°C unless otherwise noted)

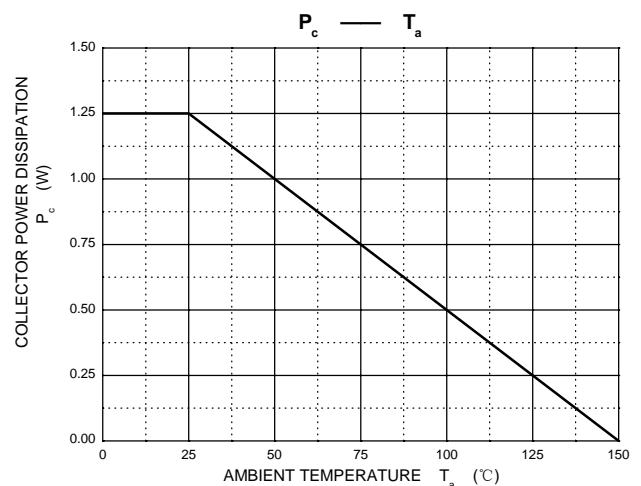
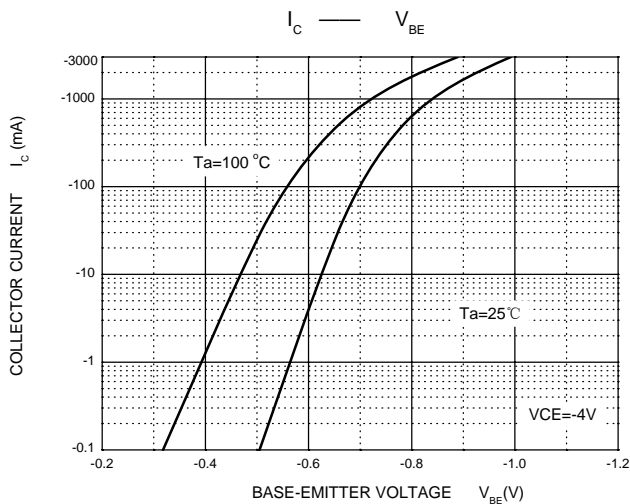
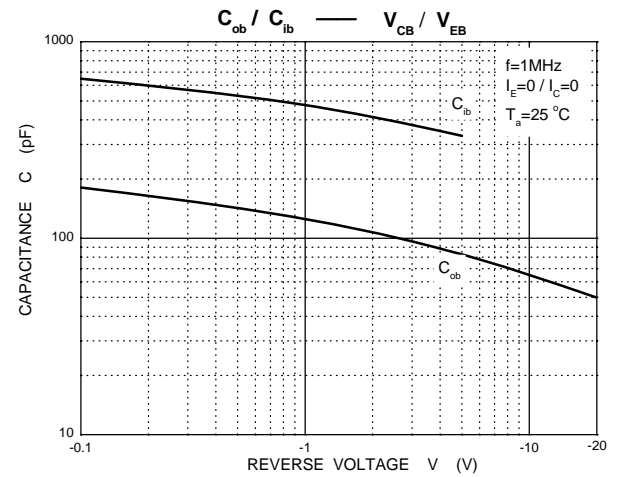
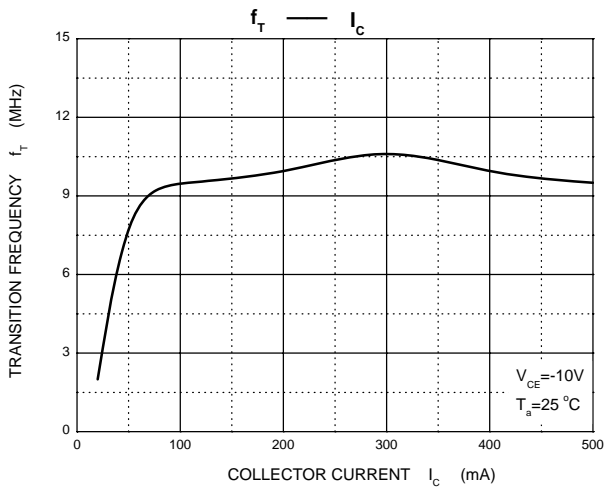
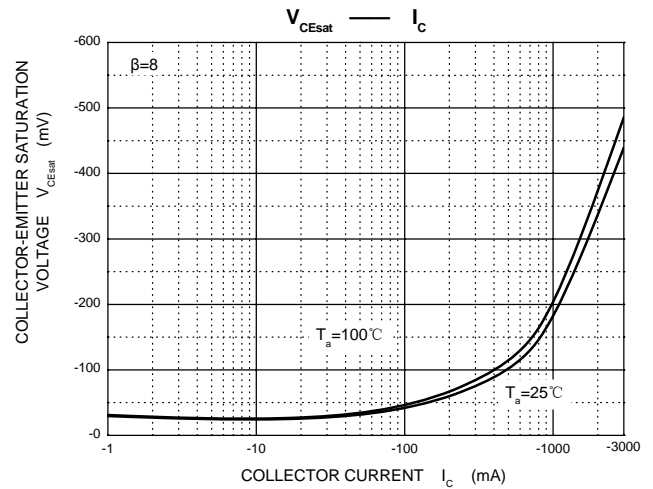
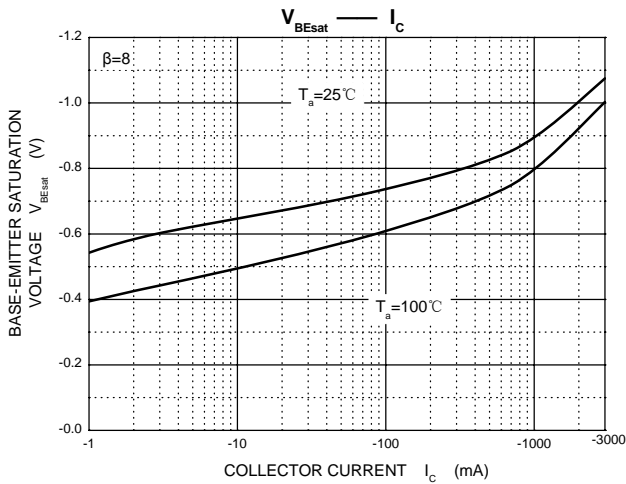
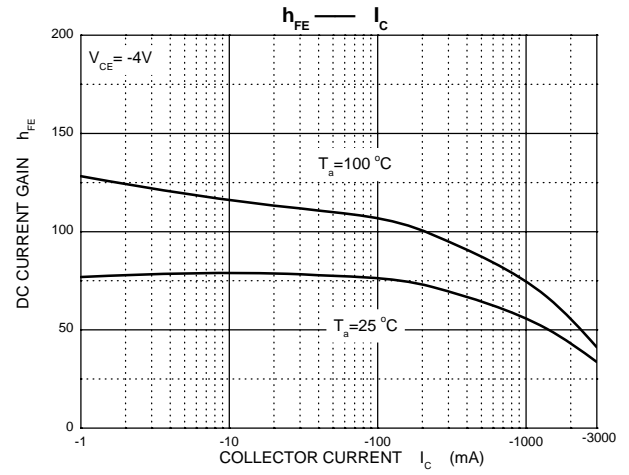
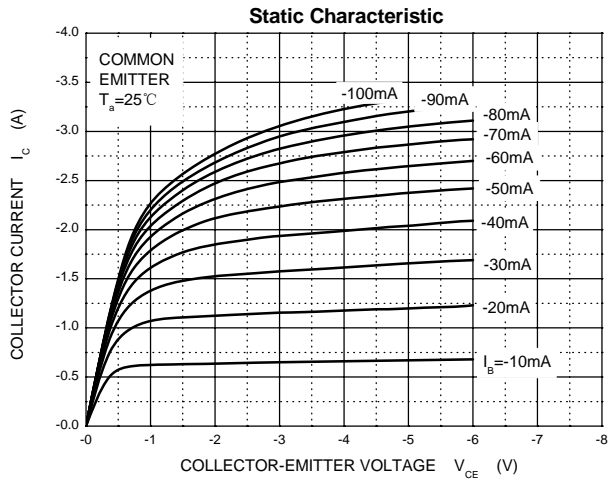
| Symbol | Parameter | Value | Unit |
|------------------|-------------------------------|---------|------|
| V _{CB0} | Collector-Base Voltage | -100 | V |
| V _{CE0} | Collector-Emitter Voltage | -100 | V |
| V _{EB0} | Emitter-Base Voltage | -5 | V |
| I _c | Collector Current -Continuous | -3 | A |
| P _C | Collector Power Dissipation | 1.25 | W |
| T _J | Junction Temperature | 150 | °C |
| T _{stg} | Storage Temperature | -65-150 | °C |

ELECTRICAL CHARACTERISTICS (Ta=25°C unless otherwise specified)

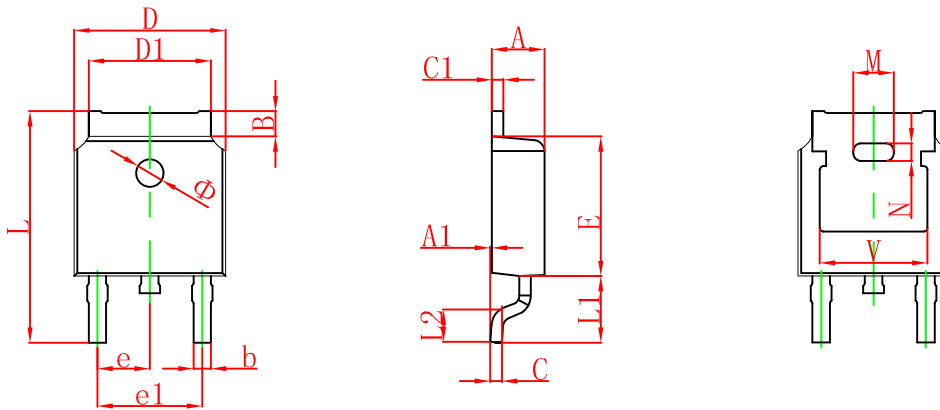
| Parameter | Symbol | Test conditions | Min | Max | Unit |
|---------------------------------------|-----------------------|---|------|------|------|
| Collector-base breakdown voltage | V _{(BR)CBO} | I _C = -1mA, I _E =0 | -100 | | V |
| Collector-emitter breakdown voltage * | V _{CEO(sus)} | I _C = -30mA, I _B =0 | -100 | | V |
| Emitter-base breakdown voltage | V _{(BR)EBO} | I _E = -1mA, I _C =0 | -5 | | V |
| Collector cut-off current | I _{CES} | V _{CE} =-100V, V _{EB} =0 | | -20 | μA |
| Collector cut-off current | I _{CEO} | V _{CE} = -60V, I _B = 0 | | -50 | μA |
| Emitter cut-off current | I _{EBO} | V _{EB} =-5V, I _C =0 | | -1 | mA |
| DC current gain | h _{FE(1)} | V _{CE} = -4V, I _C =-1A | 25 | | |
| | h _{FE(2)} | V _{CE} =-4 V, I _C =-3A | 15 | 75 | |
| Collector-emitter saturation voltage | V _{CE(sat)} | I _C =-3A, I _B =-0.375A | | -1.2 | V |
| Base-emitter voltage | V _{BE(on)} | V _{CE} = -4V, I _C =-3A | | -1.8 | V |
| Transition frequency | f _T | V _{CE} =-10V , I _C =-0.5A, f _T =1KHZ | 3 | | MHz |

* Pulse Test: PW≤300μs, Duty Cycle≤2%.

Typical Characteristics

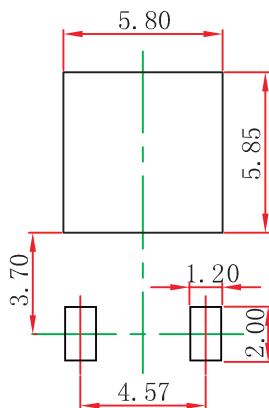


TO-252(4R)-2L Package Outline Dimensions



| Symbol | Dimensions In Millimeters | | Dimensions In Inches | |
|--------|---------------------------|--------|----------------------|-------|
| | Min. | Max. | Min. | Max. |
| A | 2.200 | 2.380 | 0.087 | 0.094 |
| A1 | 0.000 | 0.100 | 0.000 | 0.004 |
| B | 0.800 | 1.400 | 0.031 | 0.055 |
| b | 0.710 | 0.810 | 0.028 | 0.032 |
| c | 0.460 | 0.560 | 0.018 | 0.022 |
| c1 | 0.460 | 0.560 | 0.018 | 0.022 |
| D | 6.500 | 6.700 | 0.256 | 0.264 |
| D1 | 5.130 | 5.460 | 0.202 | 0.215 |
| E | 6.000 | 6.200 | 0.236 | 0.244 |
| e | 2.286 TYP. | | 0.090 TYP. | |
| e1 | 4.327 | 4.727 | 0.170 | 0.186 |
| M | 1.778REF. | | 0.070REF. | |
| N | 0.762REF. | | 0.018REF. | |
| L | 9.800 | 10.400 | 0.386 | 0.409 |
| L1 | 2.9REF. | | 0.114REF. | |
| L2 | 1.400 | 1.700 | 0.055 | 0.067 |
| V | 4.830 REF. | | 0.190 REF. | |
| Φ | 1.100 | 1.300 | 0.043 | 0.051 |

TO-252(4R)-2L Suggested Pad Layout



Note:

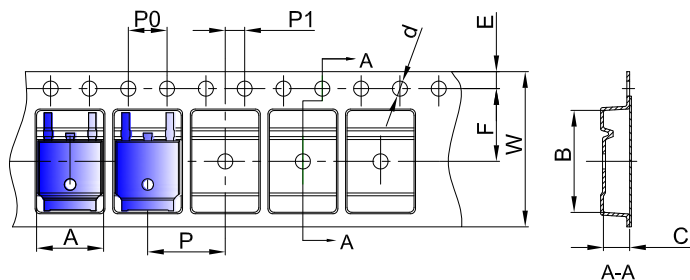
1. Controlling dimension: in millimeters.
2. General tolerance: ± 0.05 mm.
3. The pad layout is for reference purposes only.

NOTICE

JSCJ reserves the right to make modifications, enhancements, improvements, corrections or other changes without further notice to any product herein. JSCJ does not assume any liability arising out of the application or use of any product described herein.

To-252(4R)-2L Tape and Reel

TO-252 Embossed Carrier Tape

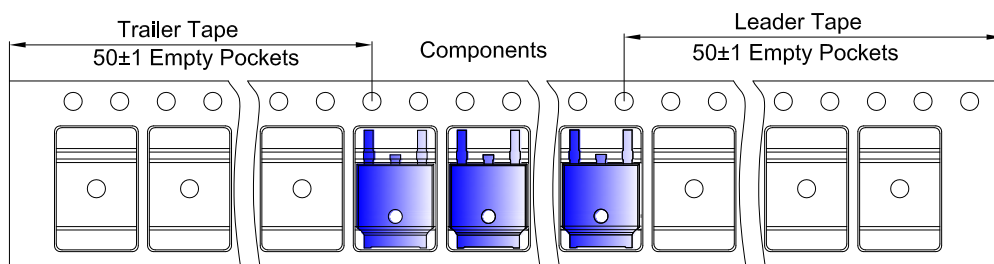


Packaging Description:

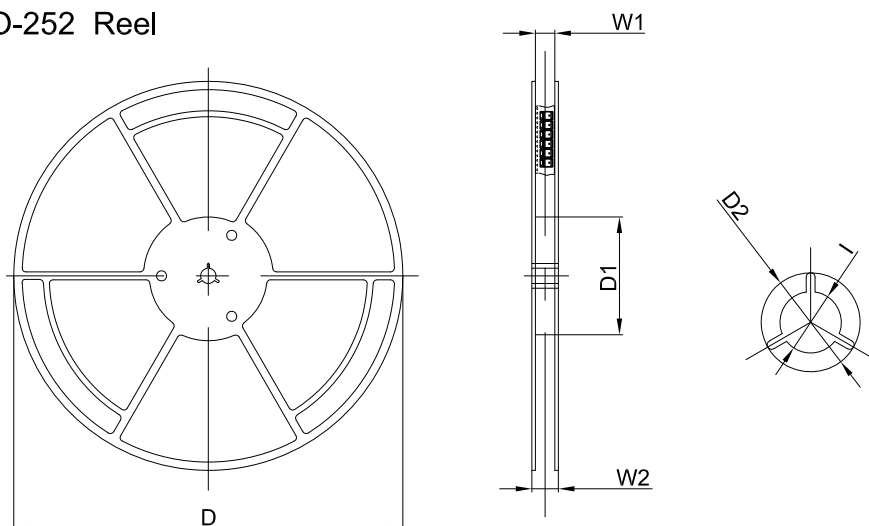
TO-252 parts are shipped in tape. The carrier tape is made from a dissipative (carbon filled) polycarbonate resin. The cover tape is a multilayer film (Heat Activated Adhesive in nature) primarily composed of polyester film, adhesive layer, sealant, and anti-static sprayed agent. These reeled parts in standard option are shipped with 25,00 units per 13" or 33.0 cm diameter reel. The reels are clear in color and is made of polystyrene plastic (anti-static coated).

| Dimensions are in millimeter | | | | | | | | | | |
|------------------------------|------|-------|------|-------|------|------|------|------|------|-------|
| Pkg type | A | B | C | d | E | F | P0 | P | P1 | W |
| TO-252 | 6.90 | 10.50 | 2.70 | Ø1.55 | 1.75 | 7.50 | 4.00 | 8.00 | 2.00 | 16.00 |

TO-252 Tape Leader and Trailer



TO-252 Reel



| Dimensions are in millimeter | | | | | | |
|------------------------------|--------|--------|--------|-------|-------|--------|
| Reel Option | D | D1 | D2 | W1 | W2 | I |
| 13" Dia | 330.00 | 100.00 | Ø21.00 | 16.40 | 21.00 | Ø13.00 |

| REEL | Reel Size | Box | Box Size(mm) | Carton | Carton Size(mm) | G.W.(kg) |
|-----------|-----------|-----------|--------------|------------|-----------------|----------|
| 2,500 pcs | 13inch | 2,500 pcs | 340×336×29 | 25,000 pcs | 353×346×365 | |